

BOROUGH OF POINT PLEASANT INSPECTION REQUIREMENTS

A building or structure shall not be used or occupied in whole or in part until the Construction Official has issued a form Certificate of Occupancy.

CONSTRUCTION HOURS IN RESIDENTIAL AREA:

7:00 A.M. – 6:00 P.M. MONDAY THRU FRIDAY.

9:00 A.M. – 6:00 P.M. SATURDAYS

NO CONSTRUCTION IS ALLOWED ON SUNDAY OR HOLIDAYS.

A port-a-john must be on the construction site prior to commencing work and removed immediately upon completion of the job.

Inspections will not be conducted unless a building permit is posted on the building and a set of approved plans is on site. The site is to be identified with address & block/lot numbers.

For new construction, water and sewer connection fees must be paid in the Water/Sewer Dept. prior to your first plumbing inspection

GRADING & DRAINAGE – RECHARGE SYSTEMS MUST BE INSPECTED BY THE BOROUGH ENGINEER PRIOR TO BACKFILLING NO EXCEPTIONS

- **Footing** - Prior to pouring.
 - **Pilings – Vibration Monitoring is required for all driven piles.** Engineer report must be **submitted & approved** before work can continue.
 - **Slab** – Prior to pouring. Rough slab plumbing and/or electric must be inspected, if under slab, prior to building inspection. (needed when ducts or piping installed)
- FOUNDATION LOCATION SURVEY & IF IN FLOOD ZONE, TOP OF BLOCK/BANDING,
MUST BE SUBMITTED & APPROVED PRIOR TO ANY VERTICAL CONSTRUCTION**
- **Foundation** – Foundation constructed, coved, pressure treated sill anchored; waterproofed/damp-proofed prior to backfill.
 - **Open Deck** – except for basements
- HEIGHT CERTIFICATION IS REQUIRED FOR ALL NEW CONSTRUCTION & ADDITIONS
WHERE A SECOND FLOOR IS CONSTRUCTED (FROM A LICENESD SURVEYOR)**
- **Sheathing** – **New construction;** no roof shingles, windows or wrap.
Additions; roof shingles and windows to be installed, but not the wrap.
 - **Rough Plumbing, fire & electric inspections must be approved** prior to scheduling a frame inspection (see attached requirements for sewer installations)
 - **Framing** – Complete all framing, including non-bearing walls, subfloor sheathing, installation of duct work and/or heating pipes, and all ducts to be insulated and all pipes exposed to be insulated. Exterior complete and watertight. Vents and/or chimneys to be installed; all hot air ducts to be installed. ***Give attached Framing Checklist to Inspector.***
ALL BLOCKING/FIRE STOPPING MUST BE COMPLETE

- **Duct Seal Tightness** Test Report, if applicable – either on Rough or Final.
- **Blower Door Test** performed by qualified person & report submitted.
- **Insulation** – Must be in accordance with the Energy Conservation Code.
- **All Final Inspections approved; Building, Electrical, Plumbing & Fire Protection**
- **If in a Flood Zone; (1) Sealed Elevation Certificate.** If engineered flood vents were installed, submit the required documentation (ICC Evaluation Service or sealed engineered calculations)
- **If the project received prior Grading/Drainage approval, let the office know when you are ready for a final inspection.**

**FINAL AS-BUILT SURVEYS ARE TO BE SUBMITTED FOR ALL
NEW CONSTRUCTION, 1ST FLOOR ADDITIONS
& INGROUND POOLS WITH PAVERS**

*Please request all inspections on the **SDL Online Portal** (link is on our ptboro.com website) or call 732-892-7129*

*Office Hours: Monday – Thursday 8:30am – 4pm
Friday – 9am – 4pm*

Inspector's Schedules:

Building: Tues / Wed / Thurs from 9am – 2pm
Electric: Tues / Wed / Thurs from 9am – 2pm
Plumbing: Tues / Wed / Thurs from 9am – 2pm
Fire: Tues / Wed / Thurs from 9am – 2pm

For permits in conjunction with Planning Board or Zoning Board approval (sub-division & site plans) refer to John LeCompte of Remington & Vernick (732-286-9220) for on-going required engineering inspections.

For final Soil Conservation inspection:
Ocean County Soil Conservation District (609-971-7002)
714 Lacey Rd., Forked River, NJ 08731

PERMIT # _____

LOT: _____ BLOCK: _____

FRAMING CHECKLIST

Instructions: Builder or Builder's representative checks boxes marked 'B'. Building Inspector checks boxes marked 'I'. Responsible Person in Charge of Work signs, initials and dates in spaces provided. Building Inspector initials and dates in spaces provided.

NOTE: ALL ITEMS SHOULD BE AS SHOWN ON THE PLANS OR AS REQUIRED BY CODE.

A. BASEMENT OR CRAWL SPACE

1. ANCHORAGE:

BOLTS

☐ B ☐ I SPACING

☐ B ☐ I SIZE

STRAPS

☐ B ☐ I SPACING (PER MANUFACTURER'S SPECS)

☐ B ☐ I SIZE

2. SILL PLATES:

☐ B ☐ I SIZE

☐ B ☐ I GRADE, SPECIES

☐ B ☐ I TREATMENT

☐ B ☐ I LAPS

☐ B ☐ I SILL SEALER

☐ B ☐ I PROPER TREATMENT OVER FOUNDATION OPENINGS (BEARING OF JOIST)

☐ B ☐ I TERMITE PROTECTION

3. BEAM POCKETS:

☐ B ☐ I BEARING/SHIMS

☐ B ☐ I TERMITE PROTECTION OR CLEARANCE

4. COLUMNS:

☐ B ☐ I SIZED PER PLAN

☐ B ☐ I ATTACHMENT/PLATES

☐ B ☐ I SPACING/LOCATION

☐ B ☐ I PAINT/COATING

B. FLOOR FRAMING AND FLOORING

1. BOX OR RIM JOIST, OR PERIMETER BAND JOIST:

1ST 2ND 3RD FLOOR

☐ B ☐ I ☐ B ☐ I ☐ B ☐ I SIZE

☐ B ☐ I ☐ B ☐ I ☐ B ☐ I GRADE, SPECIES

☐ B ☐ I ☐ B ☐ I ☐ B ☐ I SINGLE OR DOUBLE

☐ B ☐ I ☐ B ☐ I ☐ B ☐ I PRE-ENGINEERED PER MANU-

☐ B ☐ I ☐ B ☐ I ☐ B ☐ I FACTURER'S SPECS

☐ B ☐ I ☐ B ☐ I ☐ B ☐ I CANTILEVERS AS PER DESIGN

2. GIRDERS AND BEAMS:

☐ B ☐ I SIZED PER PLAN

☐ B ☐ I TYPE

☐ B ☐ I GRADE, SPECIES

☐ B ☐ I LOCATION AND RELATION

☐ B ☐ I TO THE PLAN

☐ B ☐ I NAILING

☐ B ☐ I ATTACHMENT SCHEDULE

☐ B ☐ I BEARING

☐ B ☐ I LAPPING

3. FLOOR JOIST:

1ST 2ND 3RD FLOOR

☐ B ☐ I ☐ B ☐ I ☐ B ☐ I SIZED PER PLAN

☐ B ☐ I ☐ B ☐ I ☐ B ☐ I GRADE, SPECIES

☐ B ☐ I ☐ B ☐ I ☐ B ☐ I PRE-ENGINEERED COMPONENTS

☐ B ☐ I ☐ B ☐ I ☐ B ☐ I AS SPECIFIED

☐ B ☐ I ☐ B ☐ I ☐ B ☐ I BEARING

☐ B ☐ I ☐ B ☐ I ☐ B ☐ I NAILING

☐ B ☐ I ☐ B ☐ I ☐ B ☐ I BRIDGING

☐ B ☐ I ☐ B ☐ I ☐ B ☐ I CUTTING AND NOTCHING (AS PER CODE)

☐ B ☐ I ☐ B ☐ I ☐ B ☐ I POINT LOADS - SUPPORTED AS PER PLAN

☐ B ☐ I ☐ B ☐ I ☐ B ☐ I SPAN HANGERS

☐ B ☐ I ☐ B ☐ I ☐ B ☐ I HEADERS

☐ B ☐ I ☐ B ☐ I ☐ B ☐ I FRAMED OPENINGS

4. FLOORING, SHEATHING, OR DECKING:

1ST 2ND 3RD FLOOR

MATERIAL

☐ B ☐ I ☐ B ☐ I ☐ B ☐ I PANEL SPAN, THICKNESS

5. STAIR ATTACHMENT:

1ST 2ND 3RD FLOOR

☐ B ☐ I ☐ B ☐ I ☐ B ☐ I BEARING

☐ B ☐ I ☐ B ☐ I ☐ B ☐ I NAILING

SPECIAL REQUIREMENTS

☐ B ☐ I ☐ B ☐ I ☐ B ☐ I EDGE BLOCKING (IF REQUIRED)

☐ B ☐ I ☐ B ☐ I ☐ B ☐ I GAPPING

☐ B ☐ I ☐ B ☐ I ☐ B ☐ I LAYOUT

I hereby certify that I inspected this building using this checklist and it conforms to the released plans and to the requirements of the Uniform Construction Code, N.J.A.C. 5:23.





























Responsible Person in Charge of Work: _____ Date: _____

Building Inspector
Initials: _____

Date: _____

LOT: _____ BLOCK: _____

1. EXTERIOR WALL FRAME:

- ### 3. INTERIOR NON-LOAD-BEARING WALLS:
- | | 1 ST | 2 ND | 3 RD | FLOOR | |
|--|---|---|---|---|----------------------------------|
| |  |  |  |  | SIZE |
| |  |  |  |  | SPACE |
| |  |  |  |  | SPECIES AND GRADE |
| |  |  |  |  | CUTTING, NOTCHING,
AND BORING |
| |  |  |  |  | FIRE BLOCKING |
| |  |  |  |  | HEADER SIZES |
| |  |  |  |  | TOP PLATE NAILING |

1. TRUSS ROOF FRAMING (AS PER DESIGN):

2. PERMANENT TRUSS-TO-TRUSS BRACING
(AS PER DESIGN):

- #### 4. SOLID SAWN ROOF FRAMING:

- | | | |
|---|---|-------------|
| B | I | LAYOUT |
| B | I | SIZE |
| B | I | TYPE |
| B | I | NAILING |
| B | I | OVERLAP |
| B | I | TERMINATION |
3. CABLE END BRACING (AS PER DESIGN):
- | | | |
|---|---|-------------|
| B | I | LAYOUT |
| B | I | SIZE |
| B | I | TYPE |
| B | I | NAILING |
| B | I | OVERLAP |
| B | I | TERMINATION |
- TRANSITION (I.E., CROSS) BRACING

- | | | |
|---|---|-----------------|
| B | I | SIZE |
| B | I | GRADES, SPECIES |
- LAYOUT
- | | | |
|---|---|---|
| B | I | SPACING |
| B | I | SPAN |
| B | I | BEARING |
| B | I | FASTENING |
| B | I | DAMAGE CAUSED BY FASTENERS
(RAFTERS NOT SPLIT BY TOENAILS) |
| B | I | CUTTING, NOTCHING, AND BORING |
| B | I | BRIDGING |
| B | I | RIDGE SIZE |
| B | I | HURRICANE TIES WHERE APPLICABLE |

1. SHEATHING - EXTERIOR WALLS:

- 2. SHEATHING - ROOF:**
MATERIAL
- | | | |
|----------------------------|-----------------------|--|
| <input type="checkbox"/> I | PANEL SPAN, THICKNESS | |
|----------------------------|-----------------------|--|
- SPECIAL REQUIREMENTS
- | | | | |
|----------------------------|------------------------------|----------------------------|--------|
| <input type="checkbox"/> I | BLOCKING, EDGE (IF REQUIRED) | <input type="checkbox"/> I | GAPING |
| <input type="checkbox"/> I | CLIPS (IF REQUIRED) | <input type="checkbox"/> I | LAYOUT |

**B I PANEL SPAN, THICKNESS
SPECIAL REQUIREMENTS**

- | | | | | | |
|----------------------------|----------------------------|------------------------------|----------------------------|----------------------------|--------|
| <input type="checkbox"/> B | <input type="checkbox"/> I | GAPPING | <input type="checkbox"/> B | <input type="checkbox"/> I | LAYOUT |
| <input type="checkbox"/> B | <input type="checkbox"/> I | CORNER BRACING (IF REQUIRED) | <input type="checkbox"/> B | <input type="checkbox"/> I | |

[B] [I] PANEL SPAN, THICKNESS
SPECIAL REQUIREMENTS

- | | | | | | |
|----------------------------|----------------------------|------------------------------|----------------------------|----------------------------|---------|
| <input type="checkbox"/> B | <input type="checkbox"/> I | BLOCKING, EDGE (IF REQUIRED) | <input type="checkbox"/> B | <input type="checkbox"/> I | GAPPING |
| <input type="checkbox"/> B | <input type="checkbox"/> I | CLIPS (IF REQUIRED) | <input type="checkbox"/> B | <input type="checkbox"/> I | LAYOUT |

B I FOUR FEET FROM FIREWALL
B I NONCORROSIVE FASTENERS

PLUMBING INSPECTION CHECKLIST

If you have any questions, contact the Plumbing Inspector BEFORE doing the work at 732-892-7129

GENERAL

1. A permit is required before an inspection may be scheduled
2. A responsible adult (over 18yrs old) must be present for interior inspections
3. Plans stamped "FIELD COPY" must be on site
4. Submit plan revisions with a "permit update" – plans must be released and permit update issued prior to inspections being scheduled
5. Keep all work uncovered until it passes inspection

TESTS

1. Test all new work; it is the plumber's responsibility to test all building drain installations to three feet (3 ft) outside the building wall
2. DWV and sewer installation inspections require a test with a minimum ten foot (10 ft) head
3. Provide a way to verify the test – for example – a hose bib on a trap arm
4. Water distribution and service pipe inspections require the water to be turned on or an 80 psi test
5. Smoke tests are detailed in NSPC Section 15.4; keep the equipment outside the building
6. Air tests – follow the appliance manufacturer's instructions
7. Gas test – 15 lbs on a 30 lbs gauge
8. Fill tubs to the overflow and showers to the rim

FINAL INSPECTIONS

1. All fixtures and gas appliances shall be turned on and operational; all manufacturer's manuals must be on site
2. Domestic water temperature: 120 degrees minimum; 140 degrees maximum
3. Tub and shower temperature shall be 110 degrees minimum; 120 degrees maximum
4. Water meters must not be more than three feet (3 ft) from the crawl space entrance per Dept. of Public Works